

## 1 Switch System

Press Fn + O to switch to the WIN layout



Press Fn + P to switch to the MAC layout



## 2 Connection Method

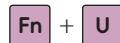
Supports USB wired connections, compatible with USB 1.0/1.1/2.0, and 3.0.

## 3 Backlight Effects

Fn + T to turn on/off the backlight effect

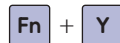


Fn + U to change backlight mode



## 4 Adjust Backlight

Change the color



Backlight brightness-



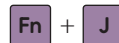
Backlight brightness+



Backlight speed-



Backlight speed+



## 5 WIN Key Lock

Press Fn + left WIN key to lock/unlock the WIN key.



## 6 Reset to Default Settings

Hold down the S5 key for 5 seconds, and all lights will flash red 3 times to restore factory settings.



## SPECIFICATIONS

Product name:Magger 68

Manufacturer:LUMINKEY

Matrix:68 Keys

Connection type:Wired

Interface type:USB type-C

Switch type:Adjustable switches

Working voltage:5V±0.5V

Working current:<300mA

## SYSTEM REQUIREMENT

Windows 7/Windows 8

Windows10/Windows11

### User Download Drivers Please Visit



## INSTALLATION STEPS

- 1.Take out the keyboard, insert the USB data cable plug into the computer USB interface.
- 2.The system will automatically install the driver, if the installation fails,please restart the computer.
- 3.When the computer prompts that the installation is complete,you can use the keyboard at this time.

## PRODUCT WARRANNTY

### After-sales service

We highly recommend recording the entire unboxing process as a backup to prevent unnecessary disputes. Before assembly, please carefully inspect the appearance and contents. If you find any visible defects or scratches on the surface, or if any parts are missing, please take photos and contact us immediately without unsealing the plastic bag. We will not be responsible for any defects or scratches found after assembly has begun, and we do not provide replacement parts for missing items reported after the day of delivery.

### Regarding appearance:

- Any appearance defects reported after the delivery date will not be covered by service and warranty.
- All internal and non-visible defects after manufacturing are acceptable.
- Defects under 2mm on all other surfaces and edges are allowed, as well as gaps and creases under 1.5mm.
- Components with appearance defects will not be replaced unless their function is impaired by use, except for the casing itself.
- Anodized parts produced separately may have noticeable color differences. This is unavoidable and not considered a quality issue.

### Regarding functionality:

- Our warranty policy includes a one-year warranty for the internal PCB, or if it is damaged upon arrival without any modifications.
- The internal PCB warranty only applies to customers who purchased from our website or our partner stores, and can provide proof of purchase, such as an order number.
- Modifying the PCB will void the warranty.
- Broken parts due to human error, such as hotswap sockets that are pushed out of the PCB solder pads, are not covered by the warranty. If repairs are needed, the buyer is responsible for round-trip shipping and repair costs (if the damage is too severe to repair, new parts will need to be purchased).

### Regarding package content:

- Please refer to the sale page of the product for "what's in the box" or "content list" section Any missing content claim shall be submitted to LUMINKEY or local vendor within 3-days after the delivery